

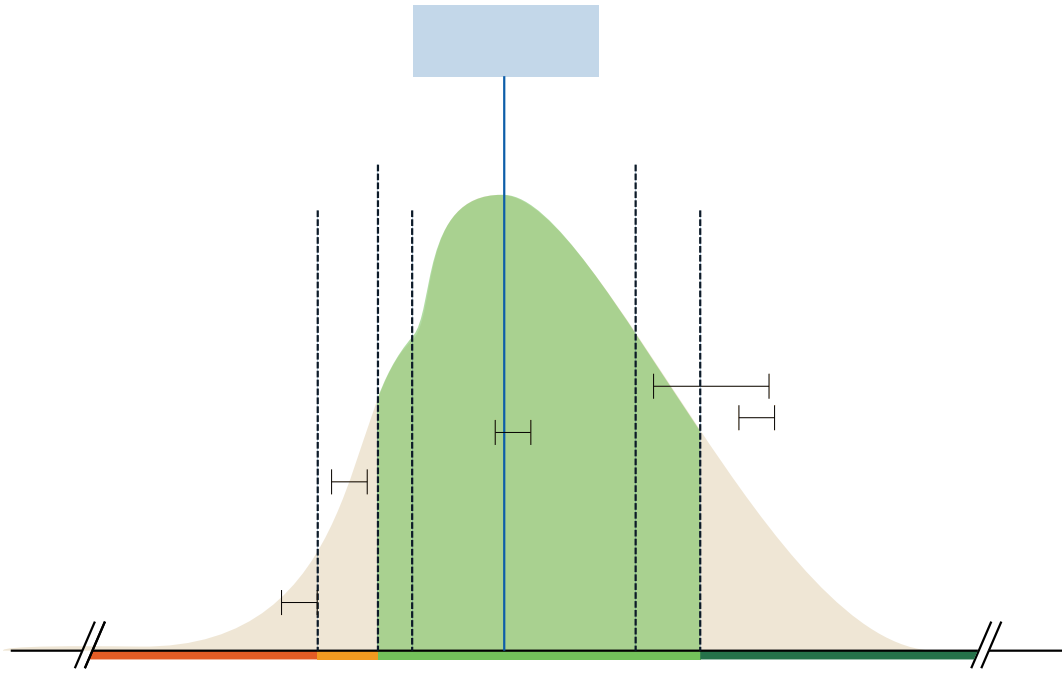


FOR TEACHERS & ADMINISTRATORS

NYS Grades 9-12 School Growth



FIGURE 2. HEDI CLASSIFICATION DIAGRAM



||

How is GRE Classified into 3012-d Growth Rating for Schools of Grades 9-12 in 2021-22?

Another growth measure for principals of grades 9-12 is the Comparative Growth in Regents Exams Passed (GRE) metric. Because a major graduation requirement is for students to pass the Regents Exams (more for advanced Regents diplomas), this measure compares how much progress a school's students are making from one year to the next toward passing up to eight Regents Exams (the five required Regents Exams plus up to three more). A principal's score on this measure reflects whether their students exceeded the average change in number of Regents Exams passed each year by similar students statewide.

FIGURE 4. GRE CLASSIFICATION FLOWCHART

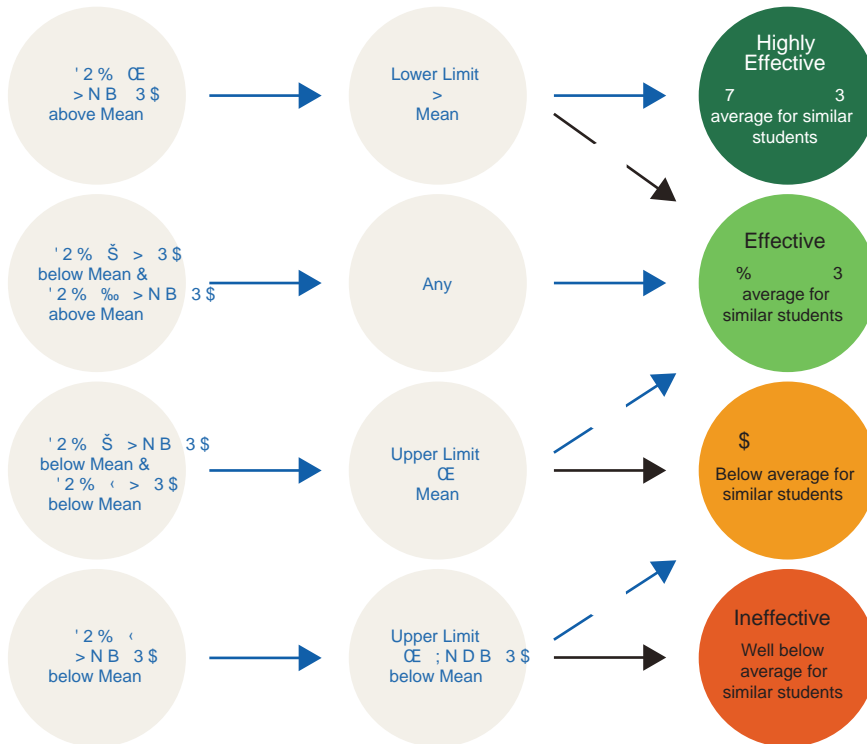
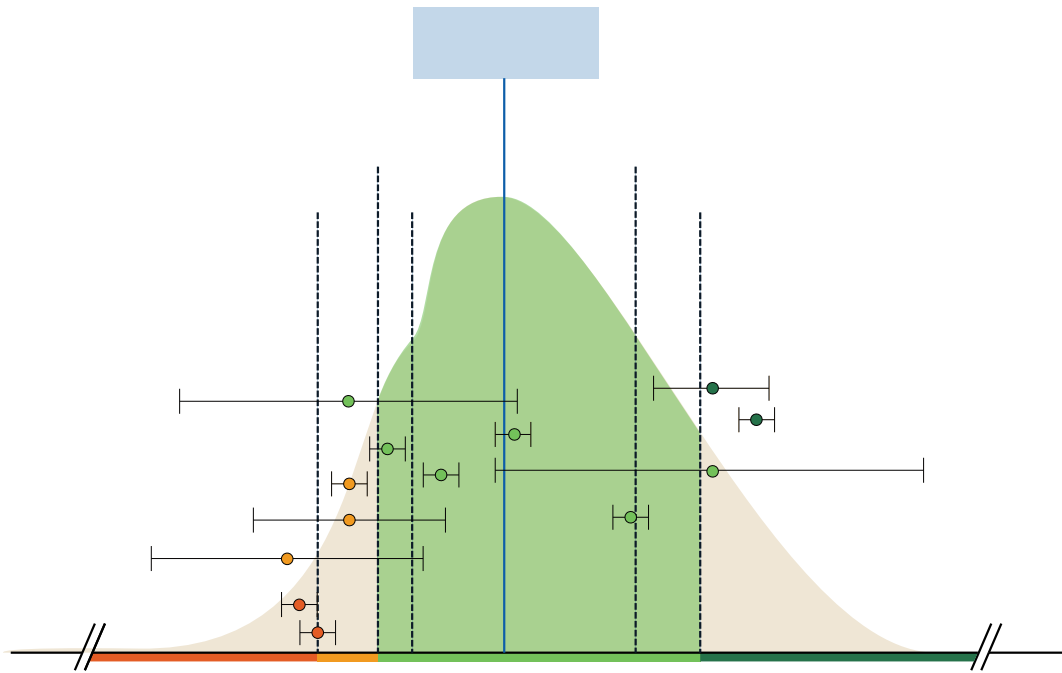



FIGURE 5. GRE CLASSIFICATION DIAGRAM



f ... f



Well below state average
for similar students



Below state average
for similar students



Equal to state average
for similar students



Well above state average
for similar students

How are 3012-d Growth Score Points* for Schools of Grades 9-12 Assigned Based on GREs in 2021-22?

— FIGURE 6. 2021-22 GRE POINT CLASSIFICATION

